
Spring 2010
Home And School
Meeting

Wednesday, April 14
Parish Hall

Agenda

- Welcome & Opening Prayer
- Presentation on Explore Scores and PRIDE Survey
- Update on State of School
- Upcoming Events

Home and School Association

2010-2011

- Hosted events such as Pastries with Parents, Stations of the Cross
- Pastor Appreciation (April 27) and Teacher Appreciation (First Week of May)
- Focus on Green projects—Egg Carton Collection, Rain Barrel Presentation (April 28) and Sevier Pk Cleanup
- Commitment to one fundraiser (Garage Sale) by reducing costs—April 17, 7 to 3 p.m.
- Spirit Store—Great Mouse Escapade Sale
- Volunteer Packets will be send home in early May—would like to get Room parents selected before summer break

Explore Results

Grade 8

Taken October 2008

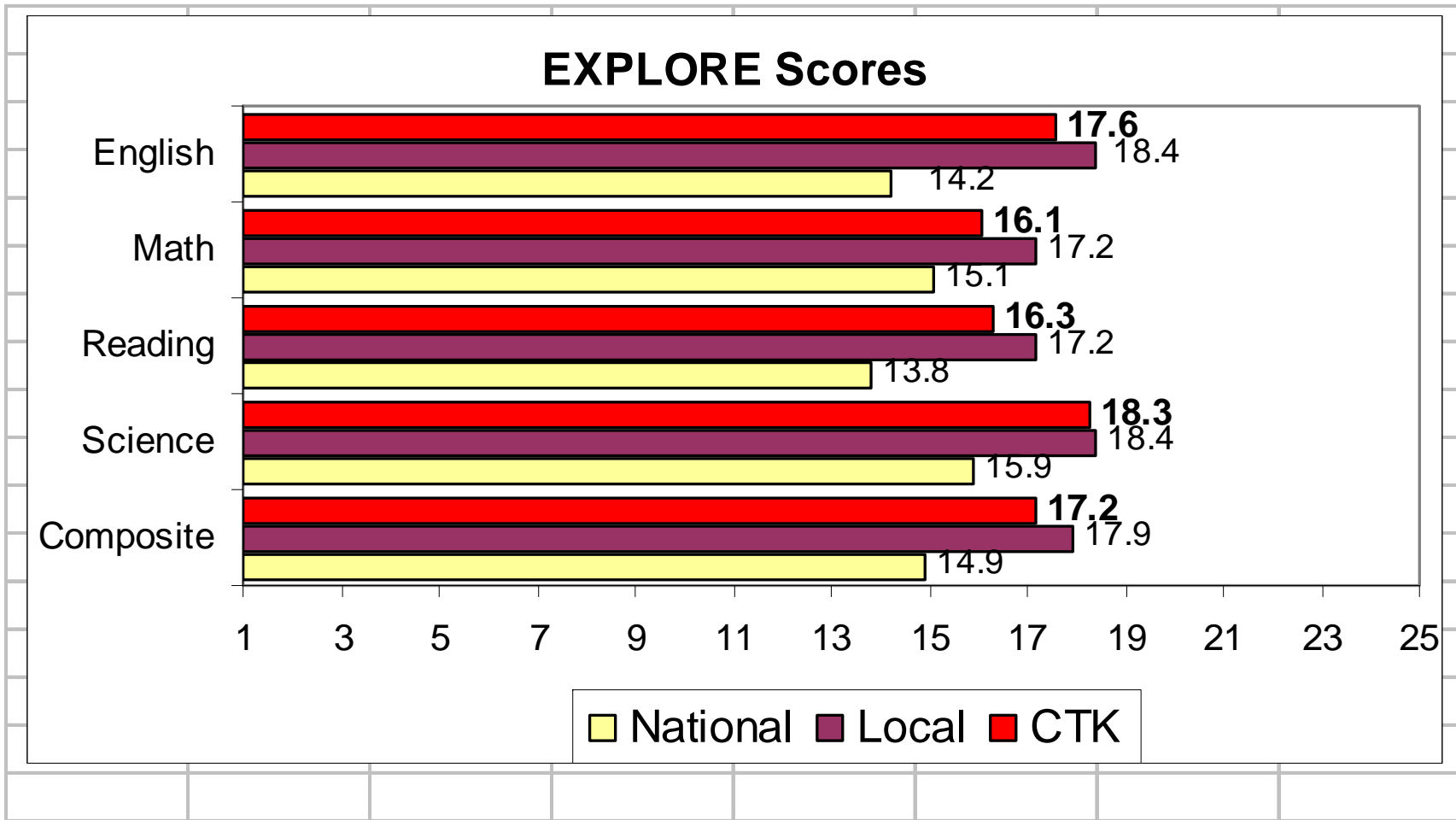
New Form of Test used

Scores are from 1 to 25

How does our students' performance compare with that of students in the national and local (diocesan) norm groups?

	National	Diocese	CKS
English	14.2	18.4	17.6
Math	15.1	17.2	16.1
Reading	13.8	17.2	16.3
Science	15.9	18.4	18.3
Composite	14.9	17.9	17.2

Chart 1: How does our students' performance compare with that of students in the national norm group?



Class Growth from 7th to 8th

Eighth Grade

- **English** **17.6**
- **Math** **16.1**
- **Reading** **16.3**
- **Science** **18.3**
- **Composite** **17.2**

Seventh Grade

- **English** **15.4**
- **Math** **14.2**
- **Reading** **16.2**
- **Science** **17.2**
- **Composite** **15.8**

Explore Results, Grade 7

Mean score compared to National

(NOTE: Norm Group is Fall 8th. These students are compared to 8th graders as 7th graders)

Christ the King 7 th		Nationally 8 th	
■ English	17.1	■ English	14.2
■ Math	15.5	■ Math	15.1
■ Reading	16.8	■ Reading	13.8
■ Science	17.7	■ Science	15.9
■ Composite	16.9	■ Composite	14.9

PRIDE Survey Results

Grade 6th-8th

Taken November 2009

Survey Size

Table 1.1: Number of Students Surveyed

Grade	Grade Total	Male	Female
6	29	18	9
7	31	14	17
8	25	10	12
9	0	0	0
10	0	0	0
11	0	0	0
12	0	0	0
6-8	85	42	38
9-12	0	0	0
Total	85	42	38

Table 2.1: Core Measures for All Students

Measure	Tobacco	Alcohol	Marijuana
30-Day Use	1.2	2.4	0.0
Perceived Risk	92.9	74.7	95.2
Parental Disapproval	98.8	95.2	98.8
Friend's Disapproval	88.1	87.8	94.0
Avg. Age of First Use	11.9	11.6	13.0

Table 2.3: Where Do Students Report Using

DRUG	AT HOME	AT SCHOOL	IN A CAR	FRIENDS' HOUSE	OTHER
Tobacco	0.0	1.2	0.0	5.9	2.4
Alcohol	4.7	1.2	0.0	3.5	4.7
Marijuana	0.0	0.0	0.0	1.2	1.2

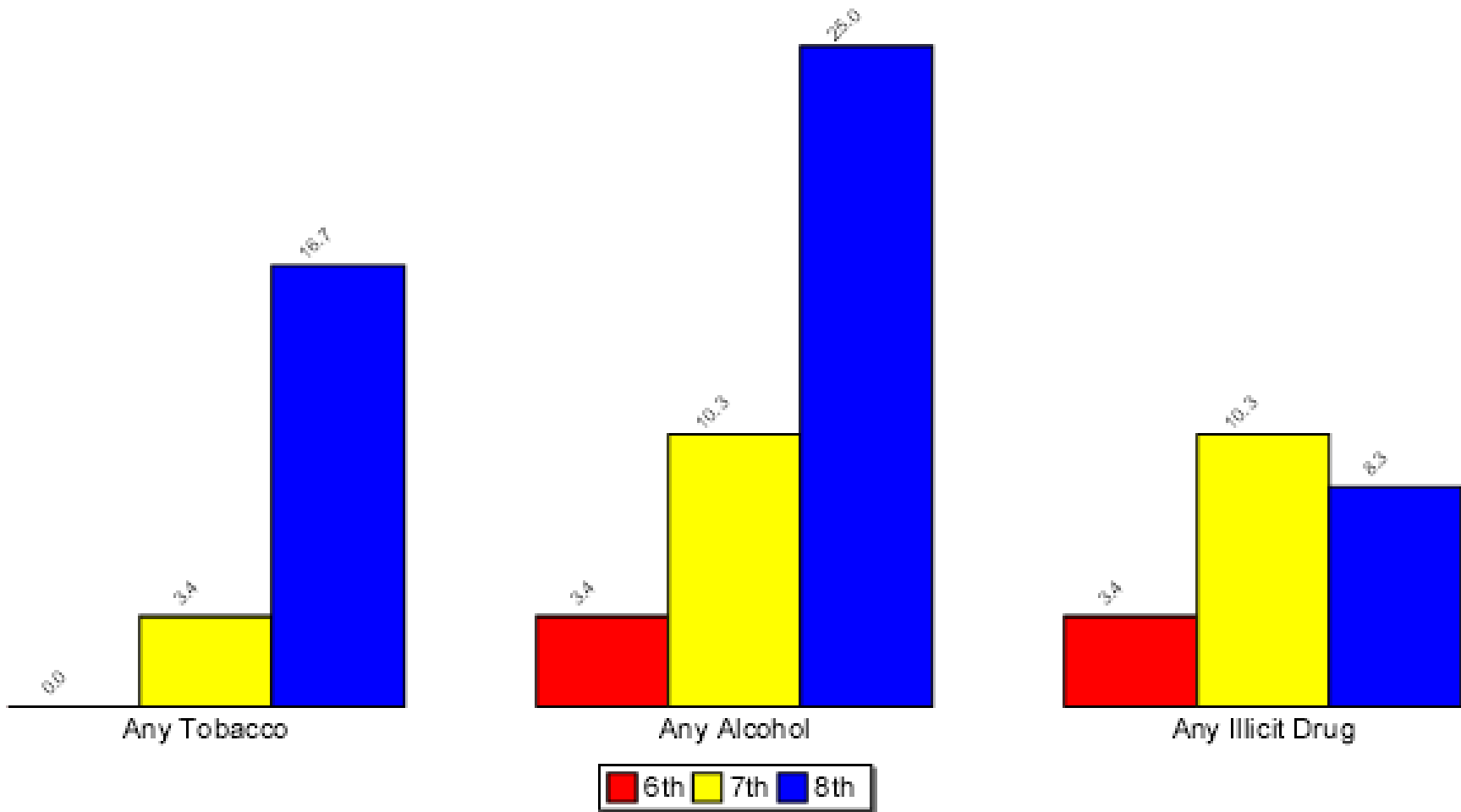
Table 2.2: Percentage of Students Who Report Using Drugs

DRUG	ANNUAL	MONTHLY
Any Tobacco	6.1	1.2
Cigarettes	6.1	1.2
Smokeless Tobacco	1.2	0.0
Cigars	0.0	0.0
Any Alcohol	12.2	2.4
Beer	12.2	1.2
Coolers, etc.	2.4	0.0
Liquor	4.9	1.2
Any Illicit Drug	7.3	0.0
Marijuana	1.2	0.0
Cocaine	1.2	0.0
Uppers	0.0	0.0
Downers	1.2	0.0
Inhalants	4.9	0.0
Hallucinogens	0.0	0.0
Heroin	0.0	0.0
Steroids	1.2	0.0
Ecstasy	0.0	0.0
Meth	0.0	0.0
Prescription Drugs	0.0	0.0
Pain Killers	0.0	0.0
Over-the-Counter Drugs	0.0	0.0

Table 2.4: When Do Students Report Using

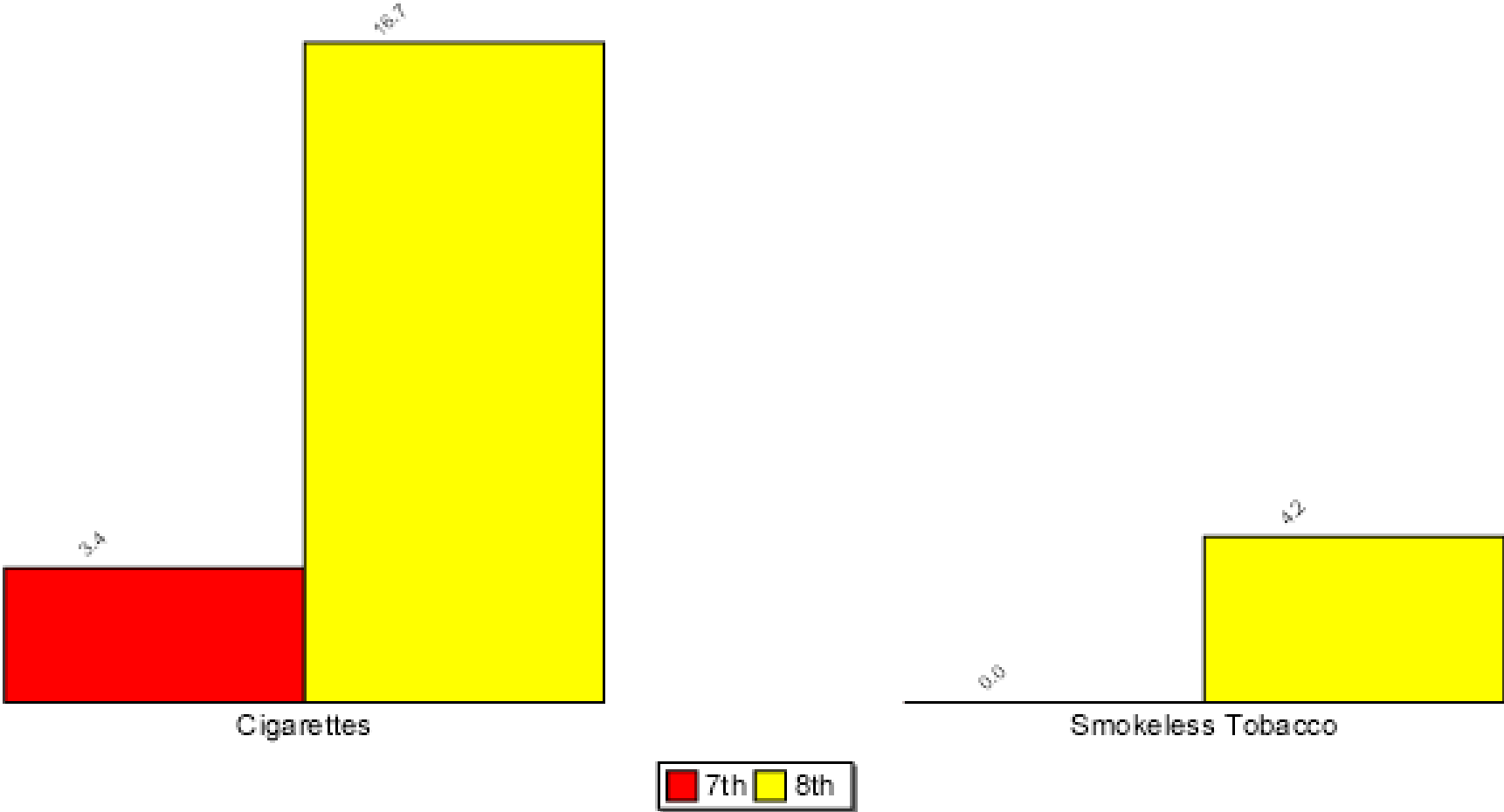
DRUG	BEFORE SCHOOL	DURING SCHOOL	AFTER SCHOOL	WEEK NIGHT	WEEK END
Tobacco	0.0	0.0	0.0	0.0	4.7
Alcohol	0.0	0.0	0.0	1.2	5.9
Marijuana	0.0	0.0	0.0	0.0	1.2

Annual Use of Any Tobacco, Any Alcohol and Any Illicit Drug



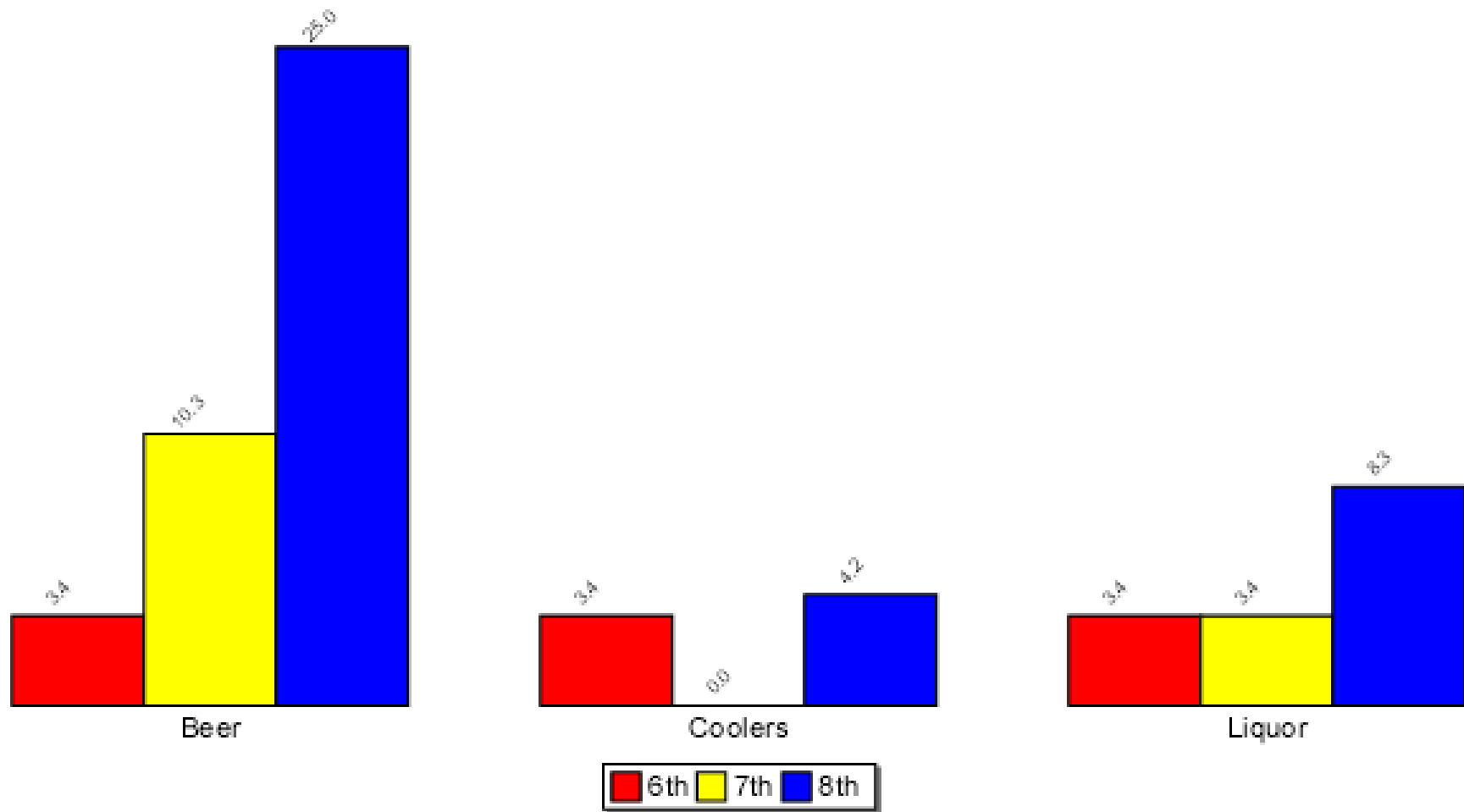
Source : Pride Surveys

Annual Use of Cigarettes, Smokeless Tobacco and Cigars



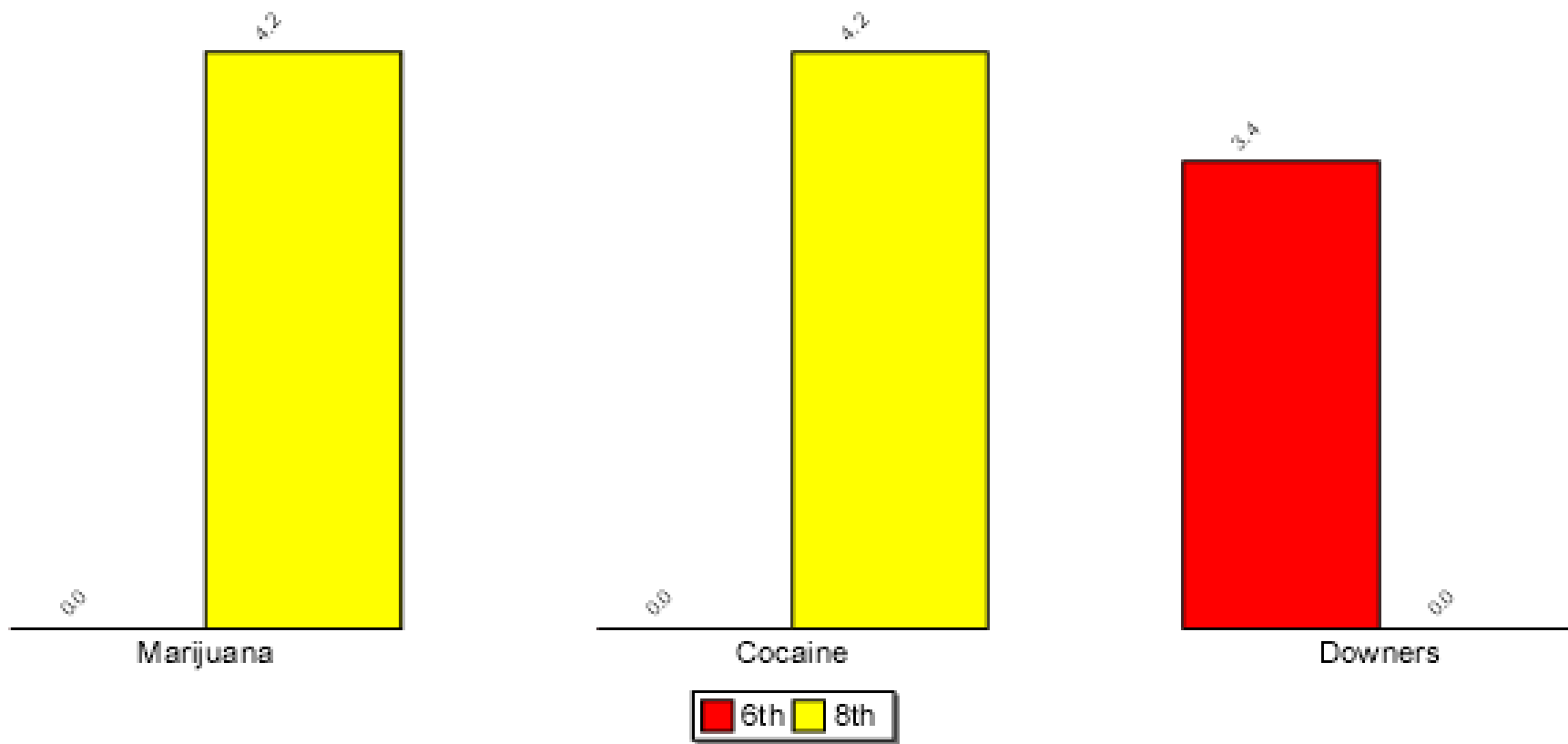
Source : Pride Surveys

Annual Use of Beer, Coolers and Liquor



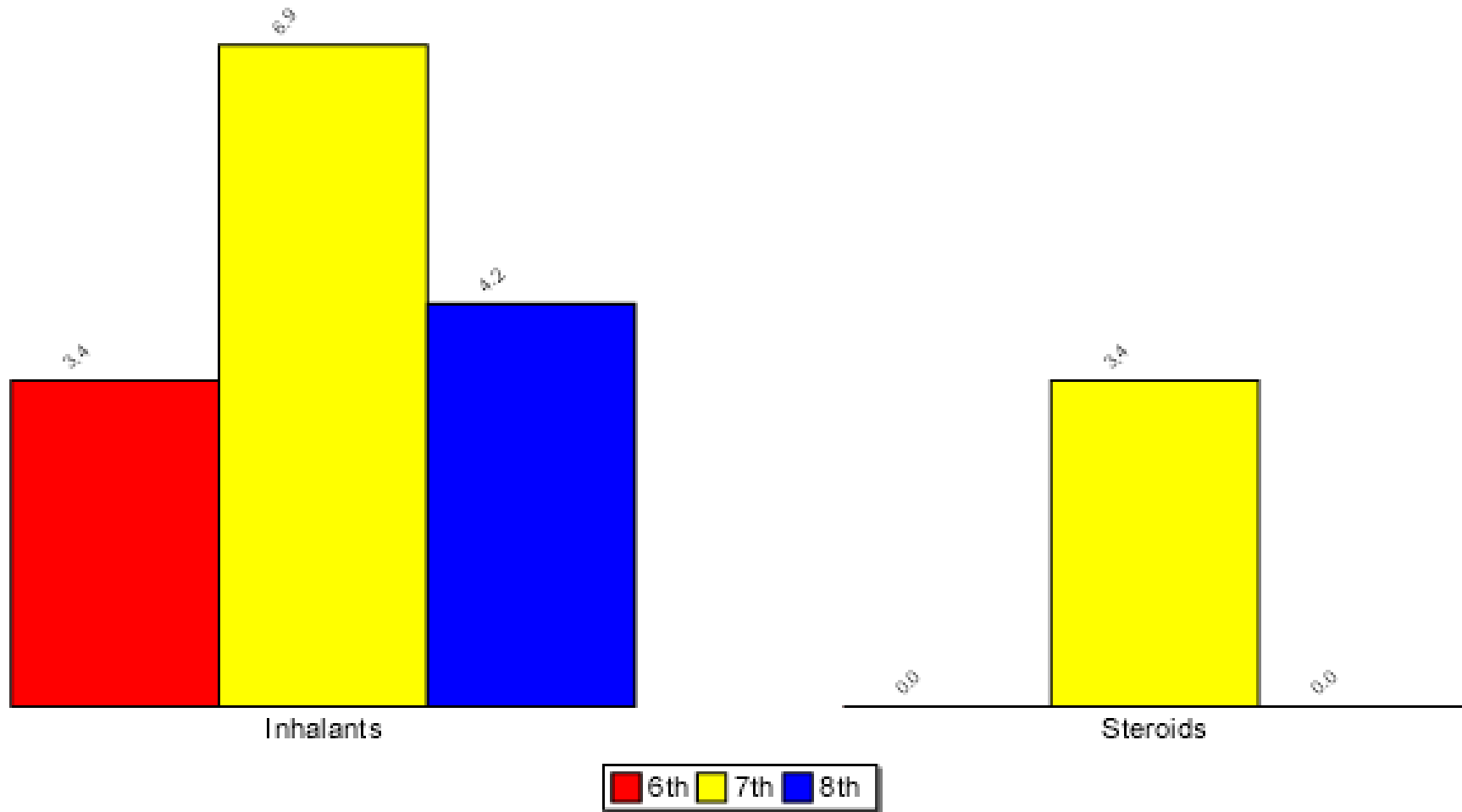
Source : Pride Surveys

Annual Use of Marijuana, Cocaine, Uppers and Downers



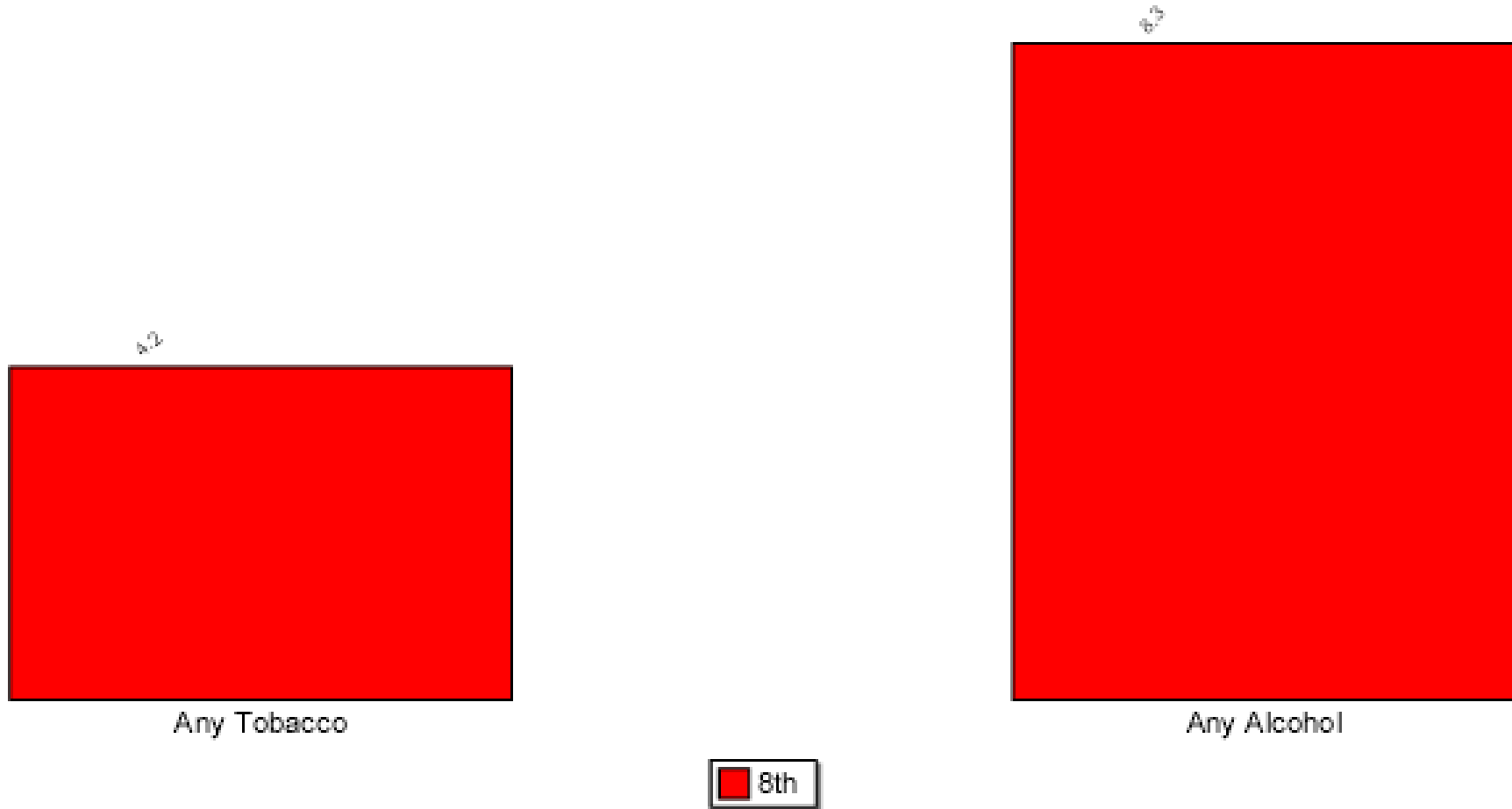
Source : Pride Surveys

Annual Use of Inhalants, Hallucinogens, Heroin and Steroids




Source: Pride Surveys

30-Day Use of Any Tobacco, Any Alcohol and Any Illicit Drug



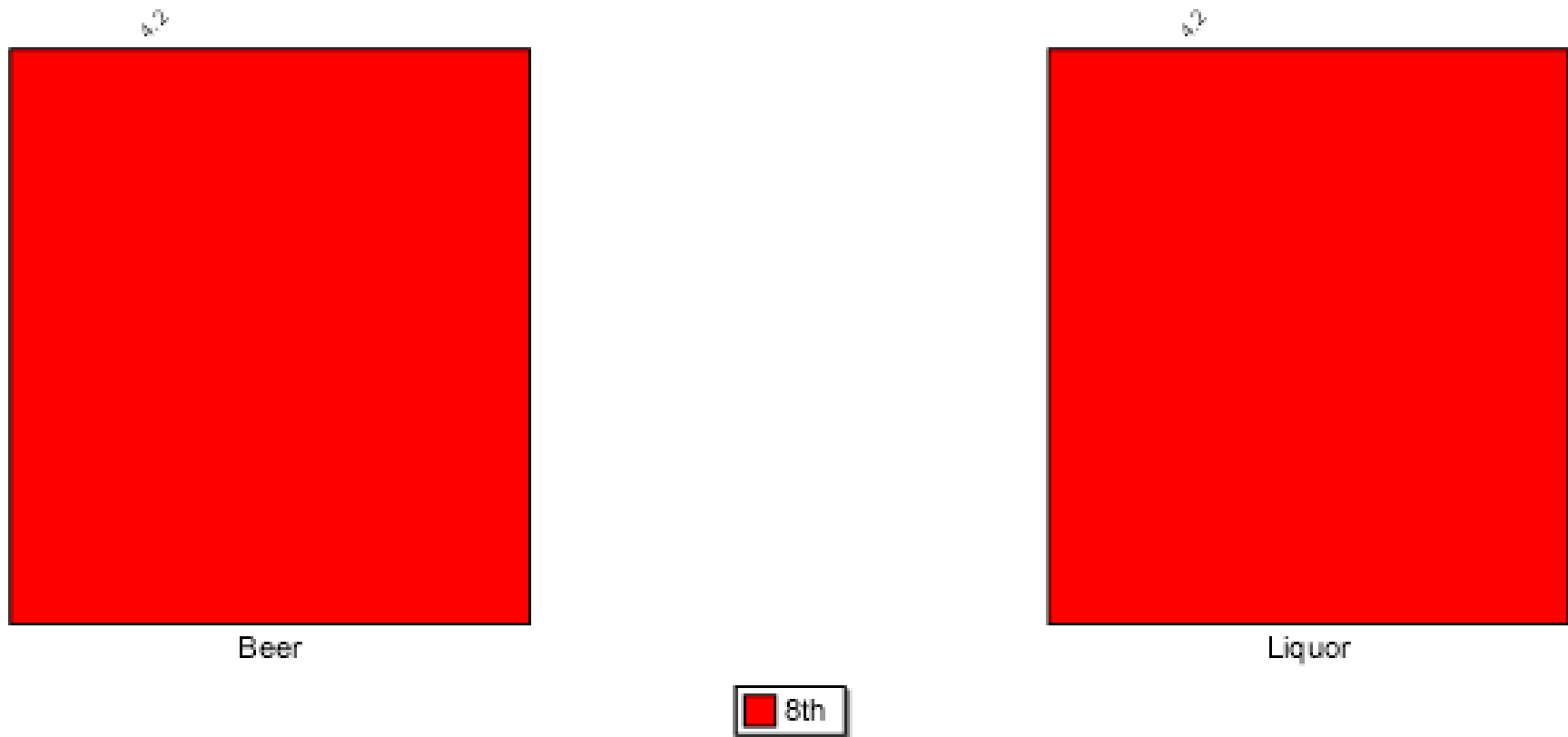
Source : Pride Surveys

30-Day Use of Cigarettes, Smokeless Tobacco and Cigars



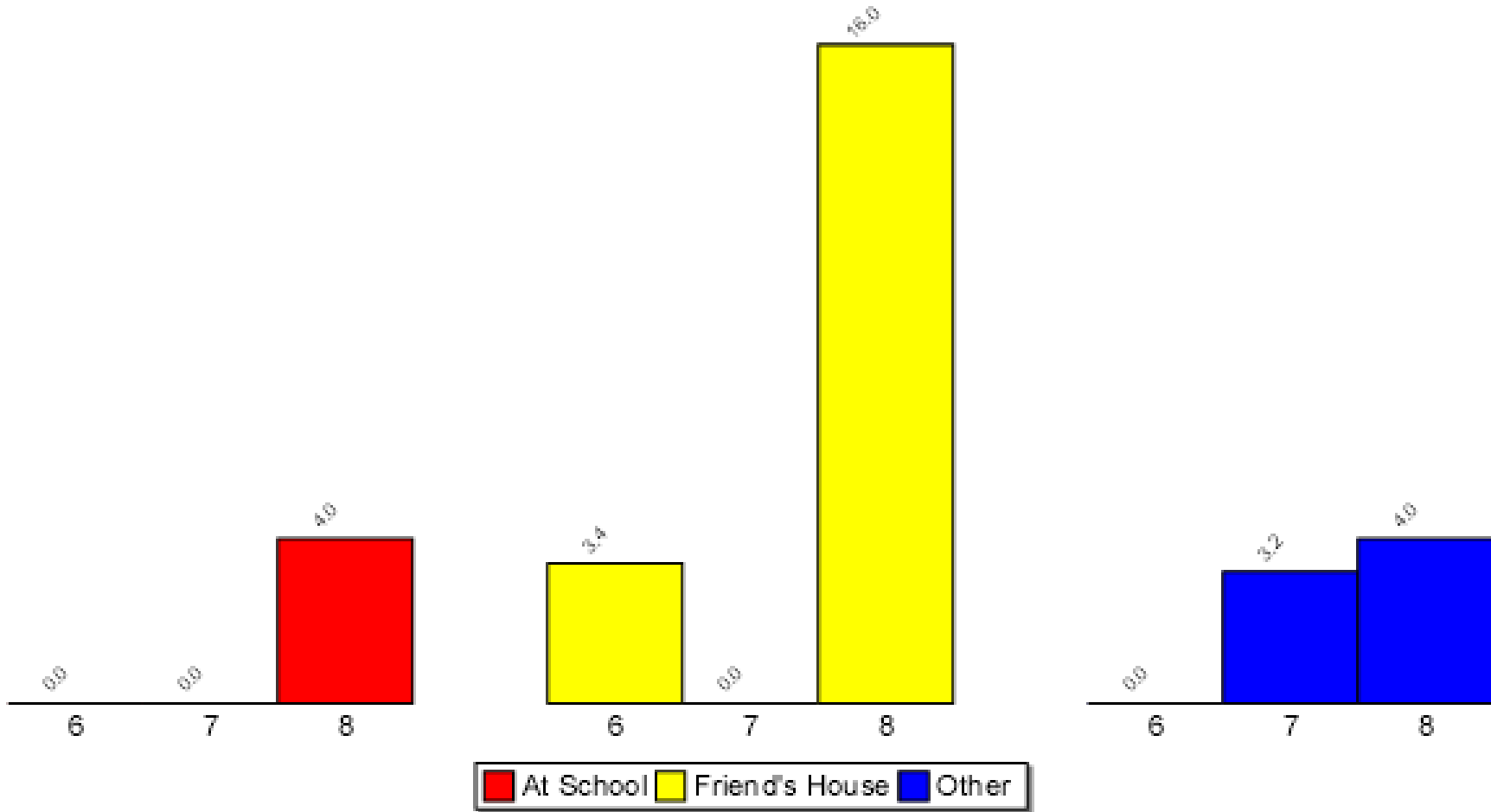
Source : Pride Surveys

30-Day Use of Beer, Coolers and Liquor



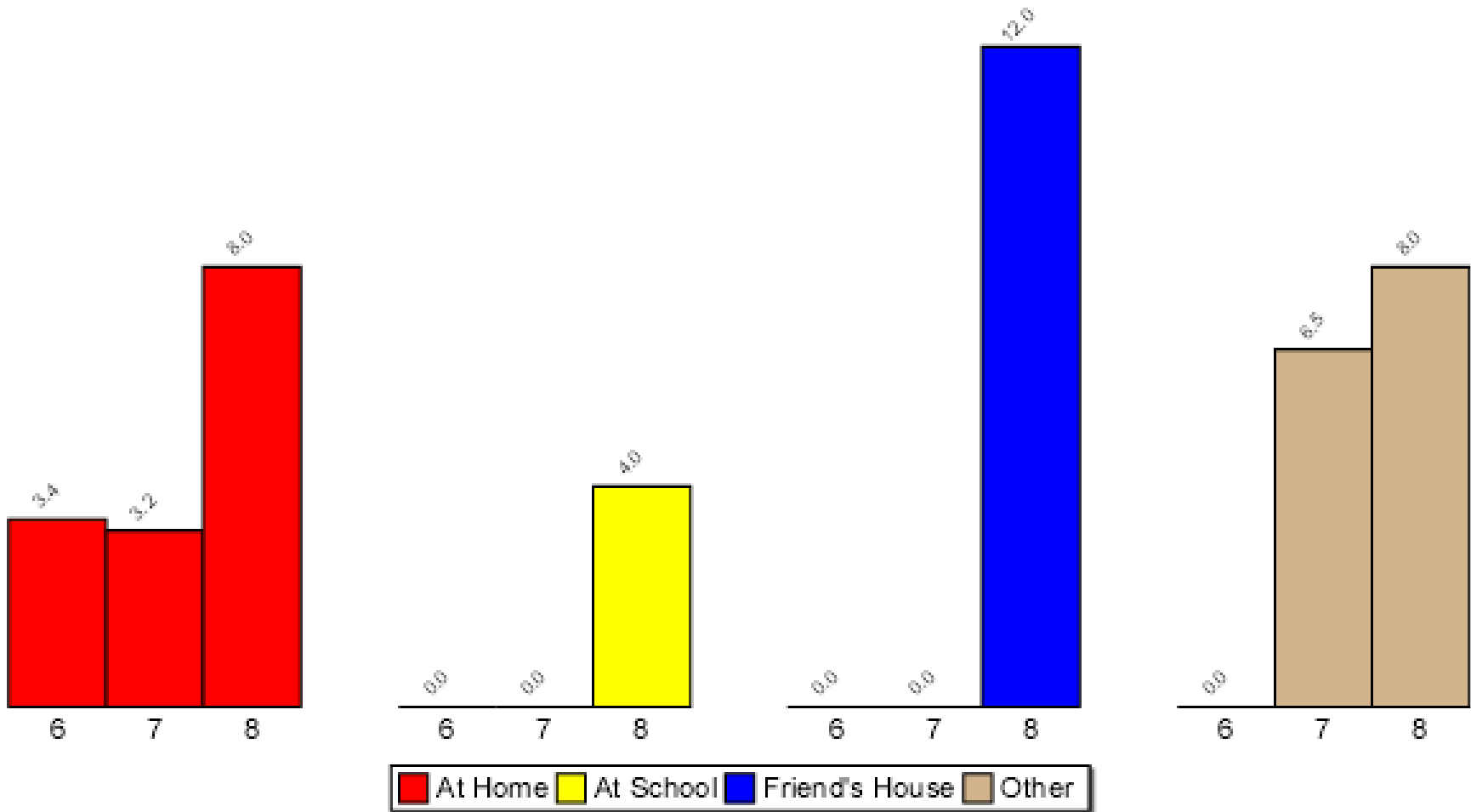
Source : Pride Surveys

Where Do You Use Any Tobacco



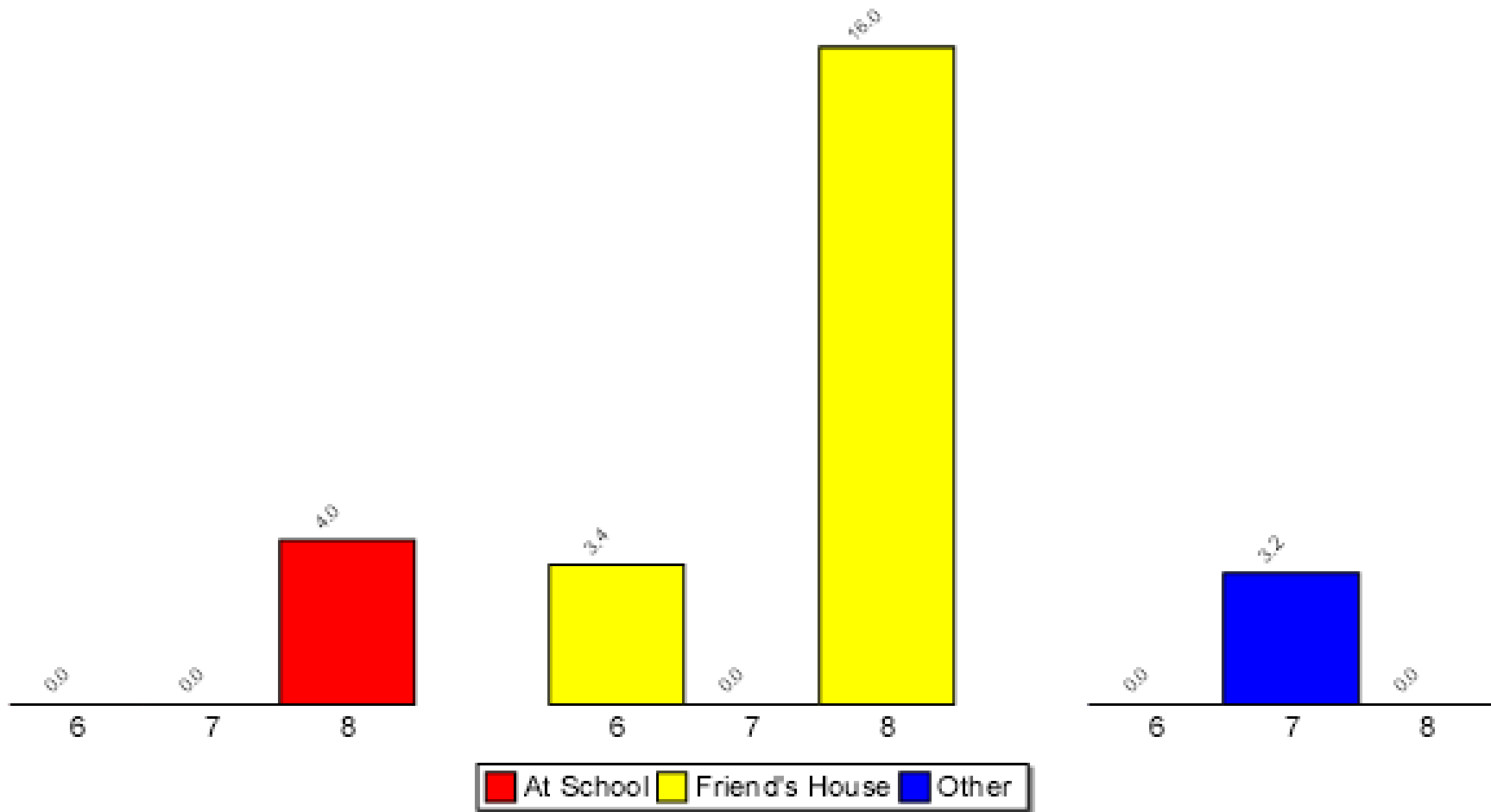
Source : Pride Surveys

Where Do You Use Any Alcohol




Source : Pride Surveys

Where Do You Use Cigarettes



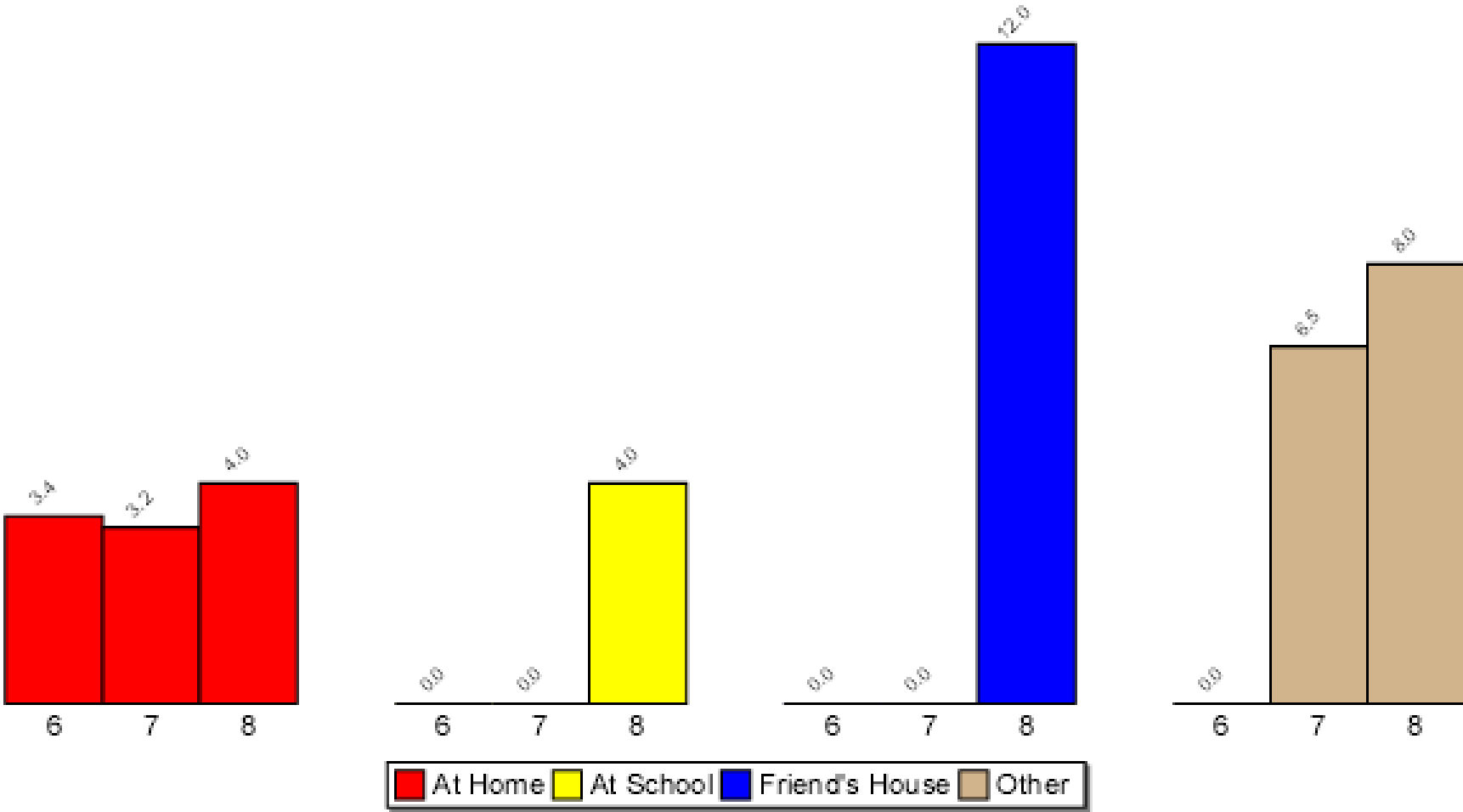
Source : Pride Surveys

Where Do You Use Smokeless Tobacco



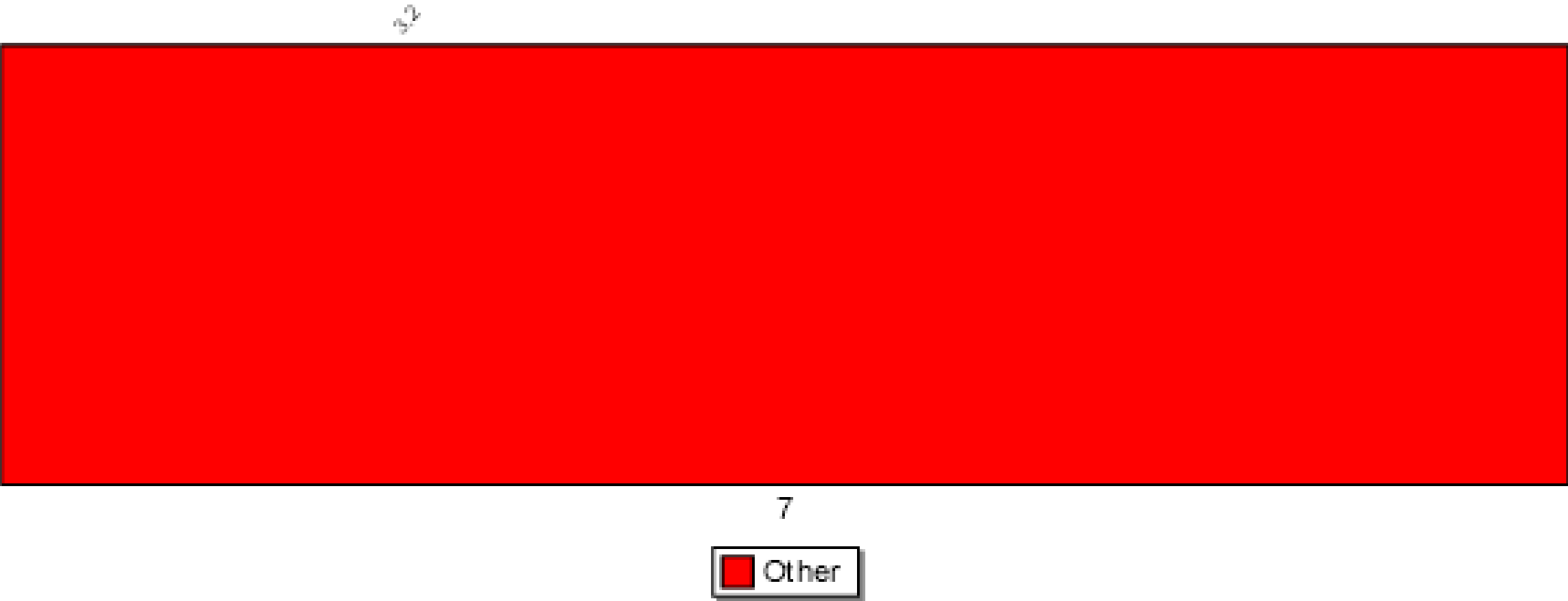
Source : Pride Surveys

Where Do You Use Beer



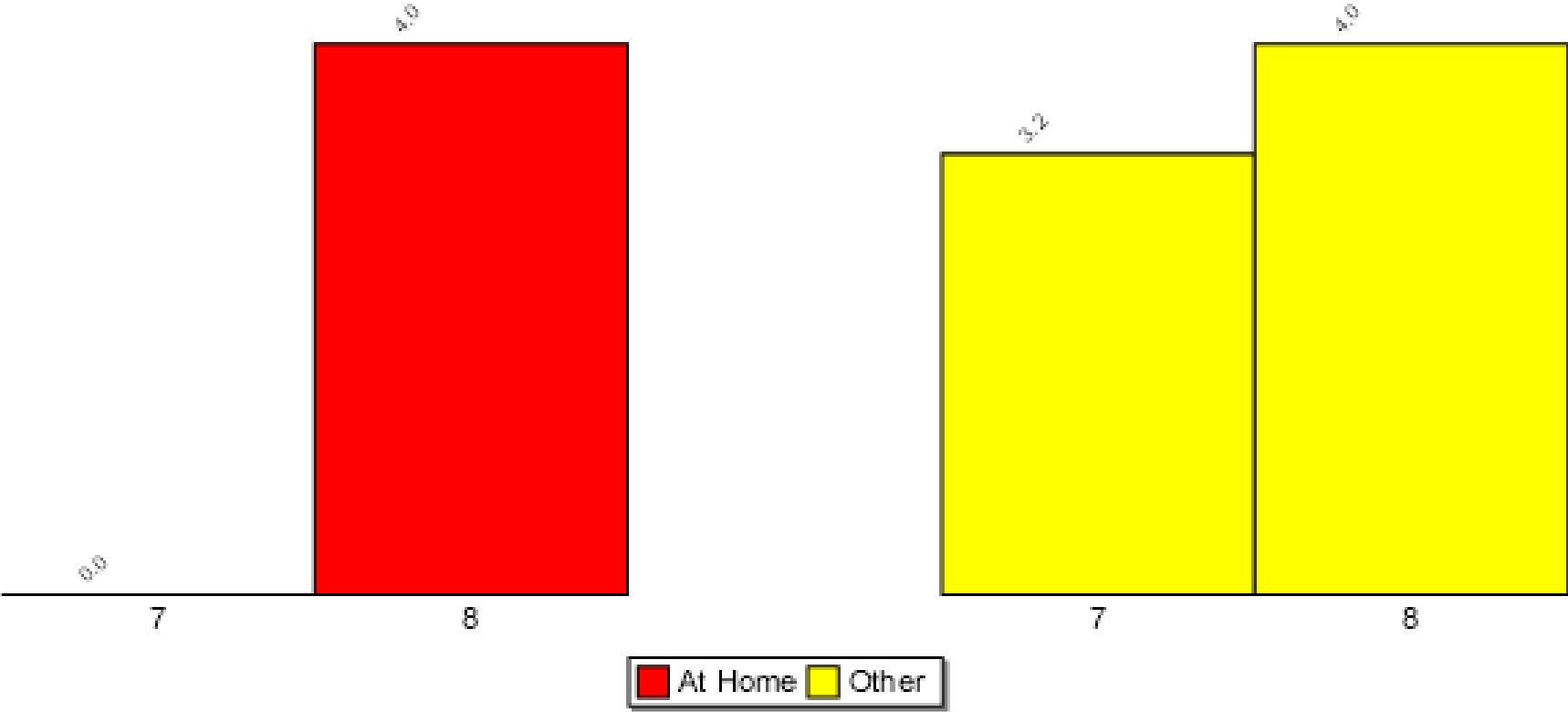
Source : Pride Surveys

Where Do You Use Coolers, Breezers, etc.



Source : Pride Surveys

Where Do You Use Liquor



Risk factors, Protective factors

Table 2.5: Percentage Of Students At Risk

FACTOR	PCT AT RISK
Guns NOT at School	7.2
Guns AT School	0.0
Gang Activity	0.0
Contemplate Suicide	3.6
Trouble With Police	11.9
Threaten A Student With a Gun, Knife or Club	1.2
Threaten To Hurt A Student By Hitting, Slapping or Kicking	19.3
Hurt A Student With A Gun, Knife or Club	1.2
Hurt A Student By Hitting, Slapping or Kicking	15.5
Been Threatened With a Gun, Knife or Club	3.6
Had A Student Threaten To Hit, Slap or Kick	23.8
Been Afraid A Student May Hurt You	19.3
Been Hurt By A Student With A Gun, Knife or Club	1.2
Been Hurt By A Student By Hitting, Slapping or Kicking	18.1

Table 2.6: Percentage Of Students Protected

FACTOR	PCT PROTECTED
Make Good Grades	94.1
Attend Church or Synagogue	80.2
Take Part in Community Activities	25.3
Take Part in School Activities	52.4
Teachers Talk About the Dangers of Drugs	30.5
Parents Talk About the Dangers of Drugs	32.1

School Board Financial Update

- Tuition increase of less than 3%
- Scholarship needs rose by \$50,000
- Overall Development Goal next year is for \$215,000 up from \$178,00
- Annual Giving is \$80,000. Next year \$72,000. This year we have netted \$52, 312.00 to date. Parent Phase total with pledges \$32,589 with the match to come
- Fundraising Goal for School next year is \$60,000. This year netted in special events \$40,000
- Scrip program mandatory with \$200 per family to reach goal of \$33,200
- Lori Ogden directing development efforts to focus on grants, community outreach and corporate sponsorship
- Thanks to all who helped us raise from Art of Joyful Living, Community Art Celebration to benefit Operating and Scholarships

Facilities Update

- Capital Campaign launch this weekend, April 17 and 18. Luncheon on Sunday, April 18 at 12:30 p.m.
- Student involvement with special activities
- Starting date of construction unknown
- New sign for front of school is in process of being constructed
- Start date of School will at earliest be August 12

Upcoming Events

- Pastor Appreciation, Tuesday, April 27
- Confirmation—Friday, May 7 at 6:30 p.m.
- Volunteer Appreciation Breakfast and Mass, Tuesday, May 11 (7 then 8:15))
- Last School Mass, Tuesday May 27, 8:15 a.m. and Academic 6:30 p.m.
- Field Days—May 21 for K/Pre K; May 24th for grades 1-8
- End of Year Awards and Talent Show—Wednesday, May 26
- Graduation—Wednesday, May 26, 7 p.m.
- Scrip Movie Treat—Thursday, May 27 for students who reached \$200 and Sports Physicals after dismissal—note early dismissal
- Spelling Bee—either Tuesday or Thursday of last week
- Last Day of School and Used Uniform/Book Sale—Friday, May 28, 12:30 p.m.—note early dismissal

Thank You
for coming this evening

And for your continuing support!